



# ECONOMIC FACT SHEET: VIETNAM

Embassy of Denmark (updated November 2016)

MACRO ECONOMIC INDICATORS				
Index	Figure	Value	Date	Source
<b>GDP 2015</b>	193.6 bn	USD	09/11/2016	WB
<b>GDP real growth 2015</b>	6.7	%	09/11/2016	WB
<b>GDP per capita 2015</b>	2,111.1	USD	09/11/2016	WB
<b>GDP per capita, PPP 2015</b>	6,022.6	USD	09/11/2016	WB
<b>GDP 2014</b>	186.2 bn	USD	09/11/2016	WB
<b>GDP real growth 2014</b>	6	%	09/11/2016	WB
<b>GDP per capita 2014</b>	2,052.3	USD	09/11/2016	WB
<b>GDP per capita, PPP 2014</b>	5,649.6	USD	09/11/2016	WB
<b>Exports of goods and services 2015</b>	173.8 bn	USD	09/11/2016	WB
Export growth 2014-2015	12.6	%	09/11/2016	WB
<b>Import of goods and services 2015</b>	172.3 bn	USD	09/11/2016	WB
Import growth 2014-2015	18.1	%	09/11/2016	WB
<b>Economic activity by sector 2014 (%)</b>				
- Agriculture 2014	18.1	%	20/07/2016	ADB
- Industry 2014	38.5	%	20/07/2016	ADB
- Services 2014	43.4	%	20/07/2016	ADB
<b>Industry value added (annual % growth) 2015</b>	9.6	%	09/11/2016	WB
<b>Increased retail sales 2014</b>	13.2	%	29/04/2016	GSO
<b>Sector growth 2015</b>				
- Agriculture	2.4	%	09/11/2016	WB
- Industry	9.6	%	09/11/2016	WB
- Services	6.3	%	09/11/2016	WB
- Manufacturing	10.6	%	09/11/2016	WB
<b>Inflation 2015</b>				
- CPI growth 2015	0.6	%	09/11/2016	WB
<b>Inflation 2014</b>				
- CPI growth 2014	4.1	%	09/11/2016	WB
<b>Budget deficit 2015</b>	6.1	% of GDP	20/07/2016	MOF
<b>Budget deficit 2014</b>	5.3	% of GDP	20/07/2016	MOF

**MINISTRY OF FOREIGN AFFAIRS OF DENMARK**

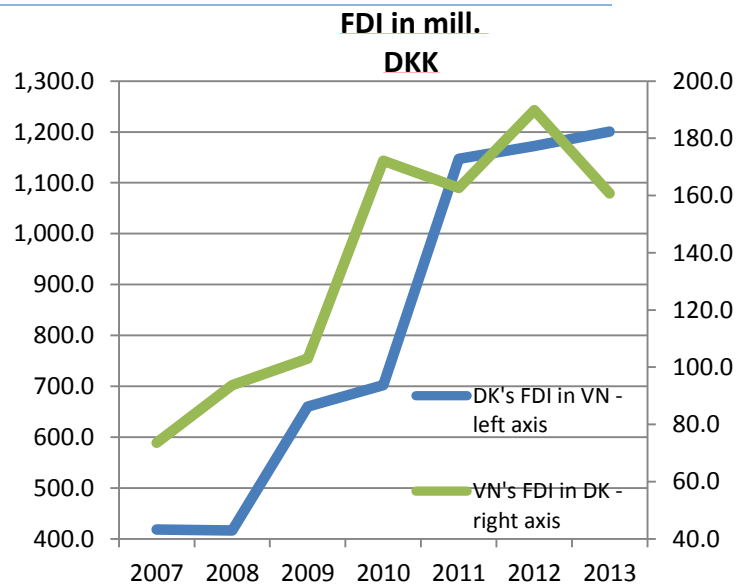
THE TRADE COUNCIL

INTERNATIONAL RANKINGS				
Index	Figure	Value	Date	Source
<b>Global Competiveness Index 2015-2016</b>	56	out of 144	09/11/2016	WEF
<b>Corruption Perception Index 2015 (rank)</b>	112	out of 168	09/11/2016	Transparency International
<b>Corruption Perception Index 2014 (rank)</b>	119	out of 175	09/11/2016	Transparency International
<b>Ease of Doing Business Index 2015</b>	90	out of 189	09/11/2016	WB

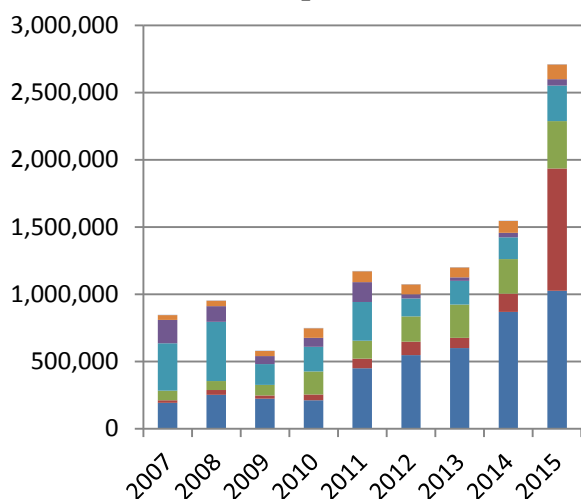
SOCIO-ECONOMIC INDICATORS				
Index	Figure	Value	Date	Source
<b>Population (2015)</b>	91.7 mill	Persons	09/11/2016	WB
- Population under the age of 30 (0-29) 2016f	49	%	20/07/2016	BMI
- HCMC (8.1), Hanoi (7.2), Hai Phong (2.0) Dong Nai (2.9), Danang (1.0) (year 2015)		Mill. Mill.	09/11/2016	GSO
<b>Life expectancy at birth 2014</b>	75.6	Years	09/11/2016	WB
<b>People living in poverty<sup>1</sup> 2014</b>	13.5	%	09/11/2016	WB

BILATERAL TRADE INDICATORS				
Index	Figure	Value	Date	Source
<b>Danish exports of goods to Vietnam 2015</b>	2.7 bn.	DKK	09/11/2016	Statistics DK
<b>Danish exports of goods to Vietnam 2014</b>	1.5 bn.	DKK	09/11/2016	Statistics DK
<b>Danish imports of goods from Vietnam 2015</b>	2.3 bn.	DKK	09/11/2016	Statistics DK
<b>Danish imports of goods from Vietnam 2014</b>	1.9 bn.	DKK	09/11/2016	Statistics DK
<b>Danish exports of services 2014</b>	0.9 bn.	DKK	09/11/2016	Statistics DK
- Shipping	0.7 bn.	DKK	09/11/2016	Statistics DK
<b>Danish imports of services 2014</b>	0.8 bn.	DKK	09/11/2016	Statistics DK
- Shipping	0.4 bn.	DKK	09/11/2016	Statistics DK

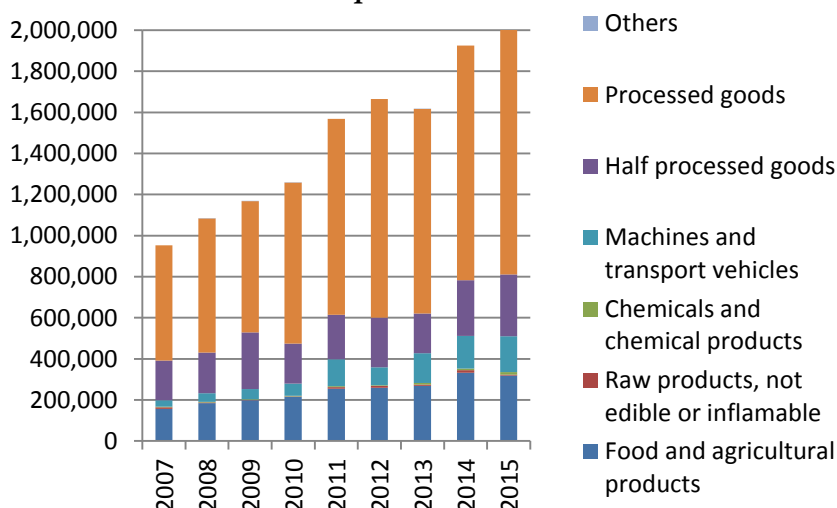
<sup>1</sup> Based on the poverty line equal to VND 653,000/person/month.



**1000 DKK Danish Exports of Goods to Vietnam**



**1000 DKK Vietnamese Exports of Goods to Denmark**



**DENMARK-VIETNAM MISCELLANEOUS INFORMATION**

Index	Figure	Value	Date	Source
<b>Danish companies in Vietnam</b>	134	Companies	09/11/2016	EDK
<b>Danes living in Vietnam</b>	Approx. 450	People	20/07/2016	EDK
<b>Danish visitors in Vietnam (2015)</b>	27,414	People	09/11/2016	GSO
<b>Vietnamese living in Denmark</b>	15,110	People	20/07/2016	Statistics DK